



C5100

Caple Sense Lift oven



Technical information

8

7

6

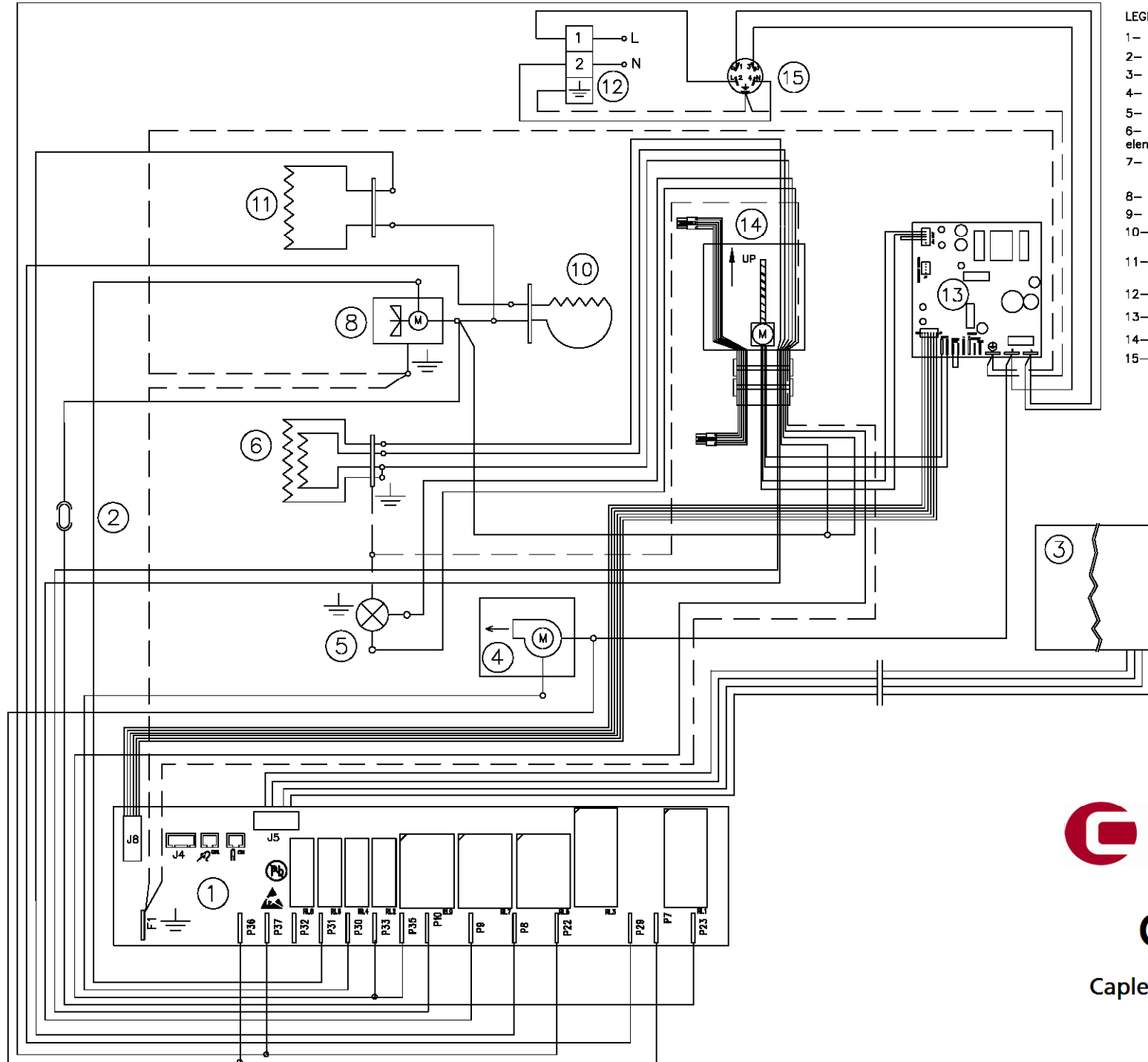
5

4

3

2



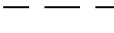
1



LEGEND

- | | |
|-----------------------------------|--------------------------------------|
| 1- Power board | P33 + P35= oven light |
| 2- Thermal cut-out | P30= cooling fan motor |
| 3- Display board | P31= fan motor |
| 4- Cooling fan motor | P32= rotating spit motor (Optional) |
| 5- Oven light | P29= circular heating element |
| 6- Upper+grill heating element | P8= botton heating element |
| 7- Rotating spit motor (Optional) | P9= grill heating element |
| 8- Fan motor | P10= upper heating element |
| 9- Earth appliance | P23= neutral |
| 10- Circular heating element | P22 + P37= Line |
| 11- Botton heating element | P7 + P36= Neutral |
| 12- Terminal supply | C01= Temperature probe |
| 13- Power Board | C02= Meat probe (Optional) |
| 14- Elevator | J3 = Oven light/open door (Optional) |
| 15- Filter | VS= Tex-glass |
| | GS= Silicon rubber |
| | F1= Earth display board |

Black GS 1,5 mm²
(Colour) (type) (section mm²)

- | | |
|---|----------------------|
|  | Protective tex-glass |
|  | Fixing wires |
|  | Earth wire |



C5100

Caple Sense Lift oven

A

B

C

D