



C853I

Caple induction hob 60cm

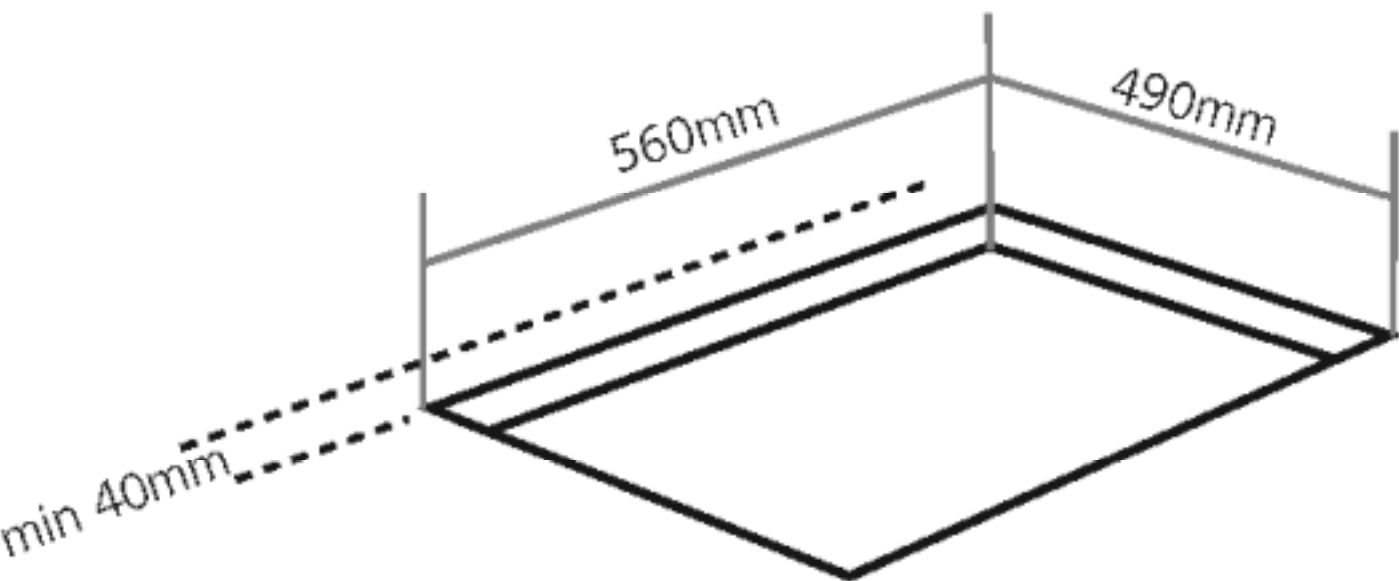
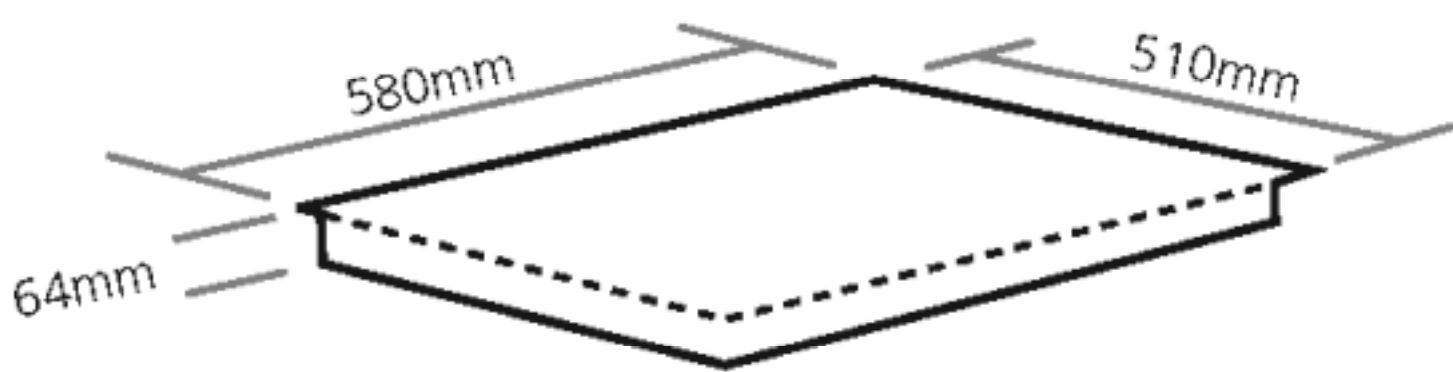


TECHNICAL INFORMATION



C853I

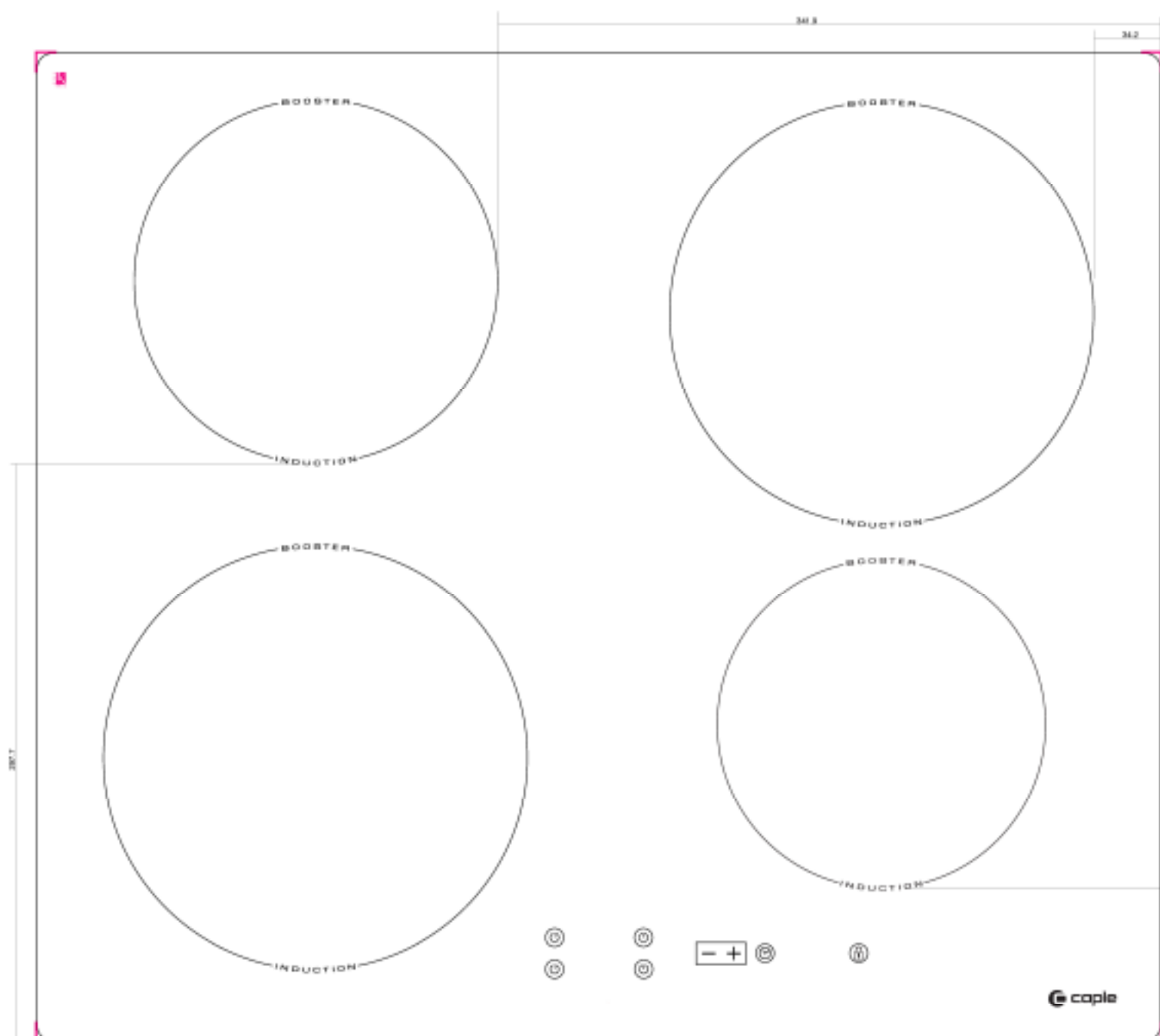
Caple induction hob 60cm





C8531

Caple induction hob 60cm



INDUCTION HOB

C853I
C853I2
V40DCA112

CAPLE

TECHNICAL
FEATURES

AFTER SALES SERVICE DATA

- Operating instructions : AS0000505
- Servicing guide : -

OVERALL DESCRIPTION

- Date of manufacture : 10/2009
- Standards : CE
- Colour : Black
- Mijotop : No
- Small saucepan support : No
- Thermocouple safety : No
- Electronic ignition : No
- Butane gaz feed : No
- Naturel gaz feed : No
- Propane gaz feed : No
- Glass cover : No

DIMENSIONS

	Overall	Building-in
Height	4 mm	-
Width	580 mm	560 mm
Depth	510 mm	490 mm

ELECTRICAL CONNECTIONS

- Power cord : Yes
- Voltage : 220-240 V
- Current density : 32 A
- Frequency : 50 Hz

TRI : 2P+N+T

- Voltage : 400 V
- Current density : 32 A
- Frequency : 50/60 Hz

FURNACE CHARACTERISTICS

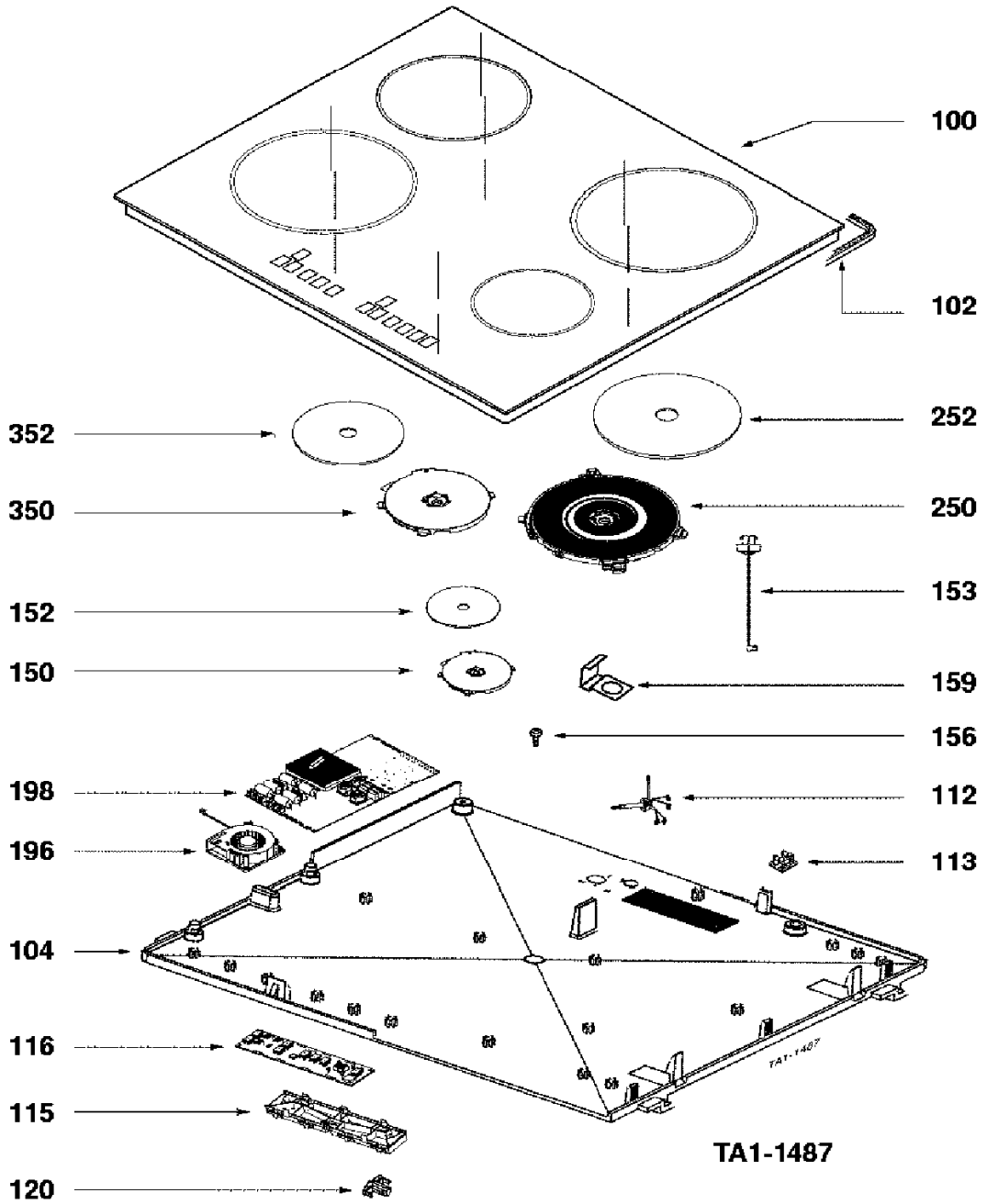
Location	Dimensions Ø	Power	Nature
Front left	210 mm	2300 W	Induction
Rear left	180 mm	2300 W	Induction
Rear right	210 mm	2300 W	Induction
Front right	160 mm	2000 W	Induction
Central	-	-	-

RECESS RULE :

The induction panel must not be installed above a dishwasher, washing machine, refrigerator or freezer.

C853I

Caple induction hob 60cm



C853I

Caple induction hob 60cm

REP.	REF. SAV	DESIGNATION	REP.	REF. SAV	DESIGNATION
0	70X0931	JOINT SEAL DICHTUNG GIUNTO JUNTA	115	72X2667	SUPPORT CARTE AFFIC. PROG. CARD MOUNTING TRÄGER PROGRAMMKARTE SUPP. CARTA PROG. SOPORTE TARJETA PROG
0	70X0932	JOINT SEAL DICHTUNG GIUNTO JUNTA	116	70X1031	CARTE CLAVIER KEYBOARD CARD TASTEN_ELEKTRONIKEL. TASTIERA CARTA TARJETA TECLADO
0	AS0000505	NOTICE D'UTILISATION INSTRUCTIONS FOR USE BEDIENUNGSANLEITUNG LIBRETTO ISTRUZIONE INSTRUCC. DE EMPLEO	120	70X0933	CENTREUR CENTER PUNCH ZENTRIERSTIFT CENTRATORE CENTRADOR
100	AS0000506	DESSUS VERRE UPPER PART ABDECKUNG PARTE SUPERIORE PARTE SUP	150	70X0940	INDUCTEUR D : 160 (4) INDUCTOR D : 160 INDUKTOR D : 160 INDUTTORE D : 160 INDUCTOR D : 160
102	75X5552	JOINT MOUSSE GASKET DICHTUNG GIUNTO JUNTA	152	70X0946	DISQUE D : 160 DISC D : 160 SCHEIBE D : 160 DISCO D : 160 DISCO D : 160
104	70X0944	SUPPORT EQUIPEMENT EQUIPMENT SUPPORT GERÄTE TRÄGER SUPPORTO EQUIPAGGIAM SOPORTE EQUIPO	153	70X0938	CAPTEUR TEMPERATURE L = 380 TEMPERATURE SENSOR L = 380 TEMPERATURFÜLER KOMP L = 380 SENSORE TEMPERATURA L = 380 CAPTOR TEMPERATURA L = 380
112	70X0934	CORDON SECTEUR ELECTRICALCORD NETZKABEL CORDONE RETE EL. CORDON SECTOR	153	70X0939	CAPTEUR TEMPERATURE L = 520 TEMPERATURE SENSOR L = 520 TEMPERATURFÜLER KOMP L = 520 SENSORE TEMPERATURA L = 520 CAPTOR TEMPERATURA L = 520
113	77X3776	PASSE FILS GROMMET DRAHTDURCHFÜHRUNG PASSA FILI PASAPANEL	156	77X2732	SACHET DE VIS WALLET OF SCREWS Tüte SCHRAUBEN SACCHETTO VITI SOBRE DE TORNILLOS

C853I

Caple induction hob 60cm

REP.	REF. SAV	DESIGNATION	REP.	REF. SAV	DESIGNATION
159	70X0930	RESSORT SPRING FEDER MOLLA RESORTE	252	70X0947	DISQUE D : 230 DISC D : 230 SCHEIBE D : 230 DISCO D : 230 DISCO D : 230
196	70X0960	VENTILATEUR FAN VENTILATOR VENTILATORE VENTILADOR	350	70X0941	INDUCTEUR D : 180 (2) INDUCTOR D : 180 INDUKTOR D : 180 INDUTTORE D : 180 INDUCTOR D : 180
198	70X1908	CARTE DE PUISSANCE POWER CARD LEISTUNGSKARTE SCHEDE DI POTENZA TARJETA DE POTENCIA	352	70X0945	DISQUE D : 180 DISC D : 180 SCHEIBE D : 180 DISCO D : 180 DISCO D : 180
250	70X0942	INDUCTEUR D : 210 (1/3) INDUCTOR D : 210 INDUKTOR D : 210 INDUTTORE D : 210 INDUCTOR D : 210			