



CGI920

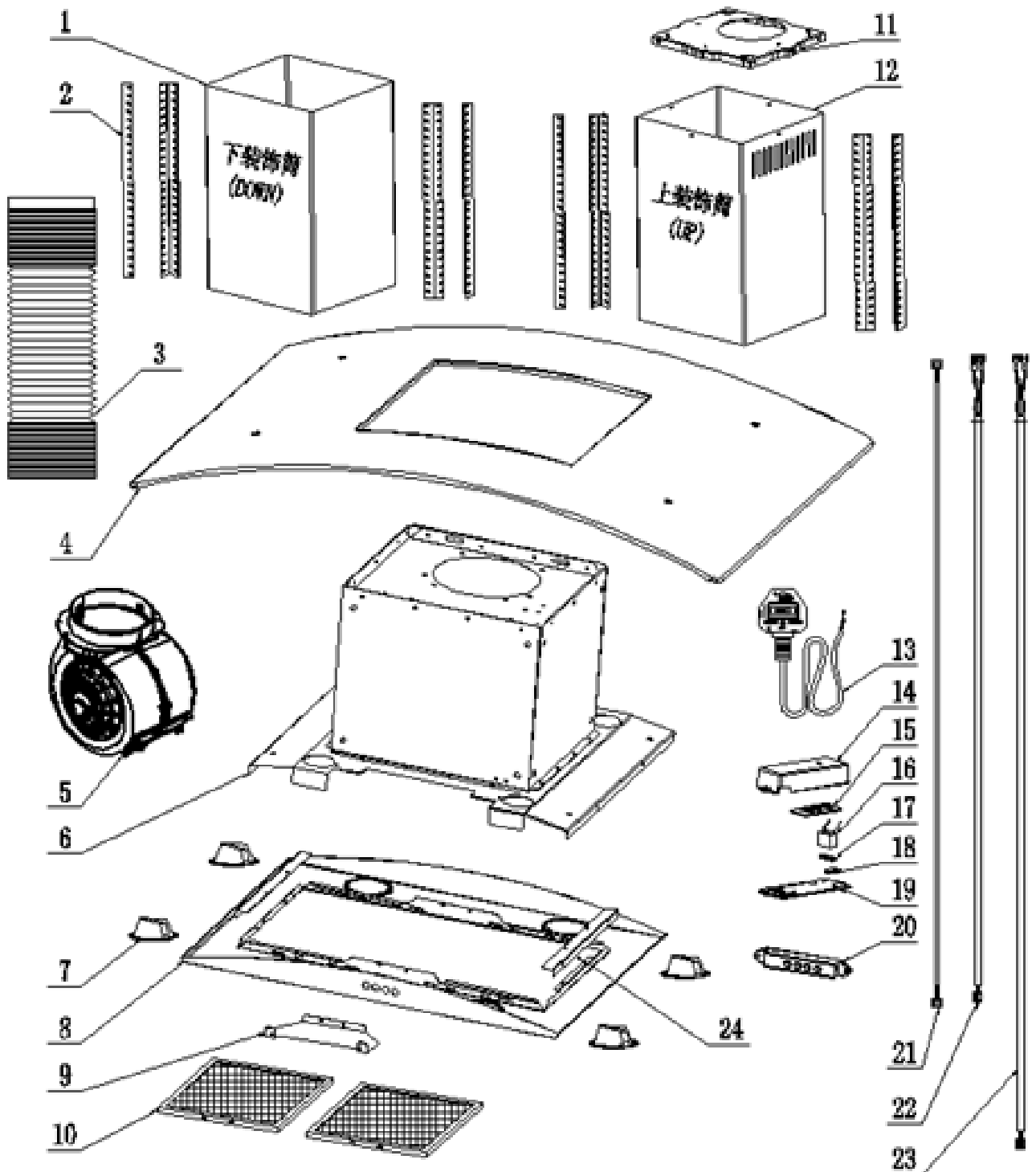
Caple 90cm glass island hood

Technical information

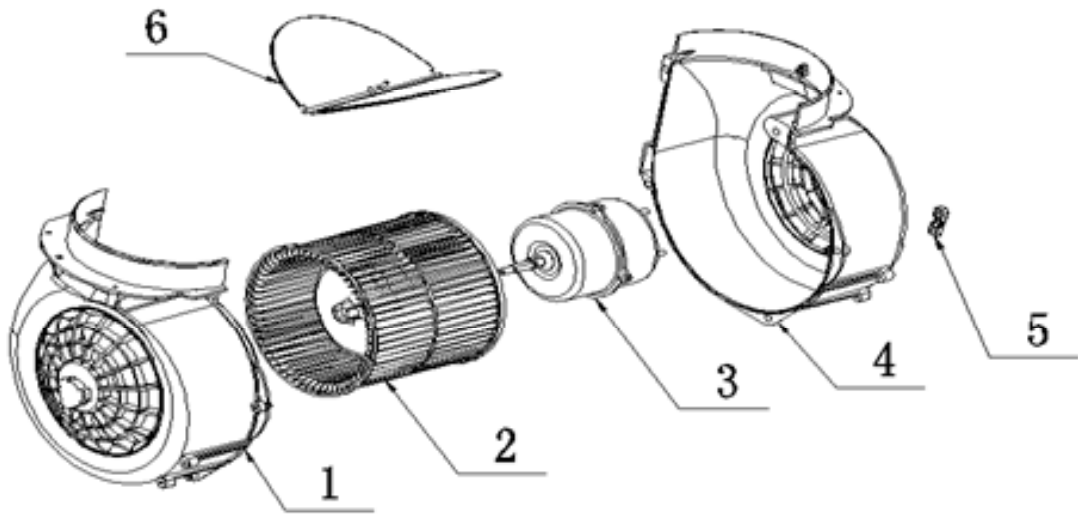


CGI920

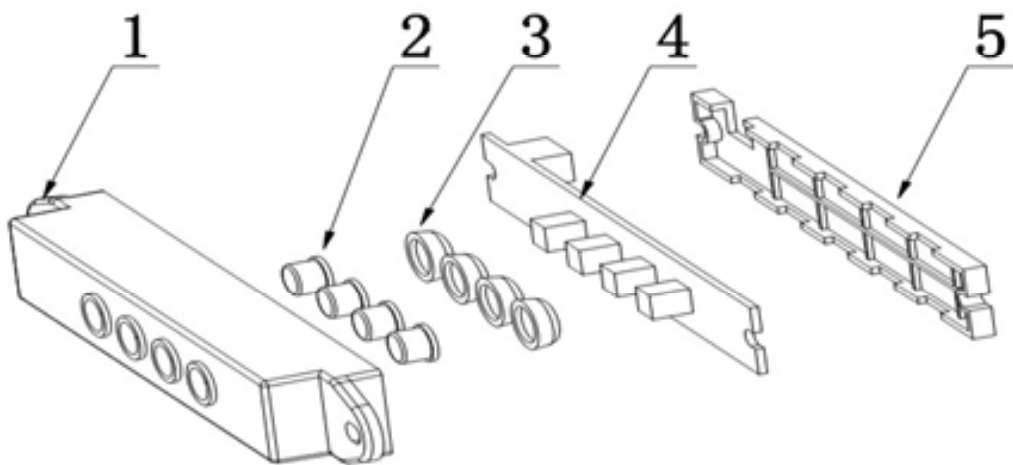
Caple 90cm glass island hood



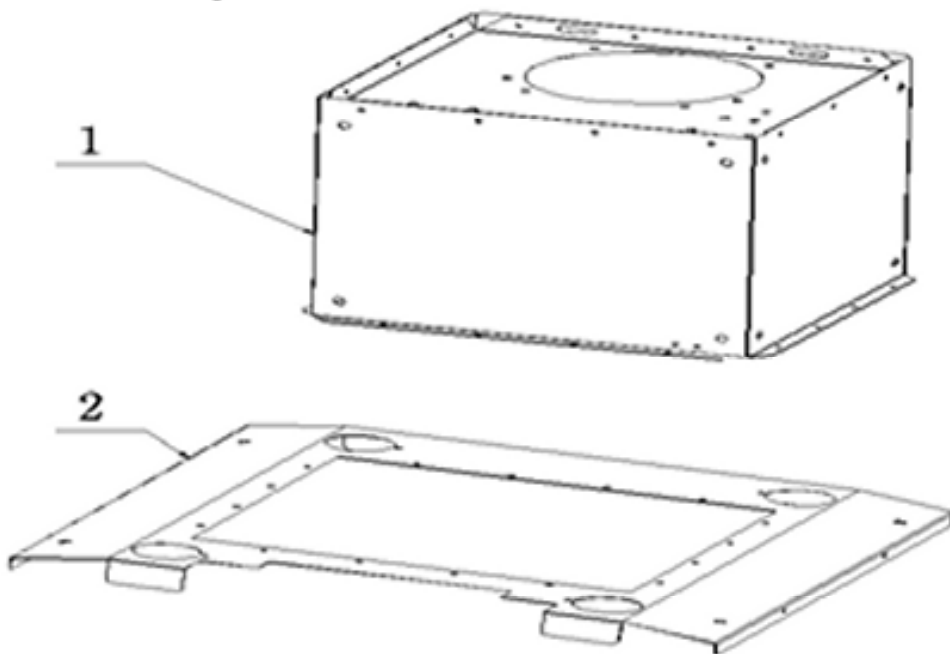
Motor Assembly



Switch Assembly



Chassis Assembly





CGI920 - Caple Curved Glass Island 90cm Hood

Item	Part Code	Description	Qty
1	B20-2802-007-P	Lower Chimney (600MM height)	1
2	B23-2801-015-0	Corner iron	8
3	B36-2201-040-0	Ø153 plastic pipe (2M)	1
4	B33-2809-005-0	Glass	1
5	B76-4102-001-B	Motor assembly	1
6	XXXX	Chassis assembly	1
7	B62-2602-036-0	LED Lamp (warm color)	4
8	B20-2809-006-P	Front panel	1
9	B23-2606-011-P	Switch shelf	1
10	B35-2501-022-0	Alu. Filter	2
11	B23-2801-002-P	Corner Board	1
12	B20-2802-006-P	Upper Chimney (600MM height)	1
13	B62-2602-043-0	UK BS Plug Cable	1
14	B30-2501-034-0	PCB Box Lid	1
15	B63-2401-254-0	Powre panel HJ-P01-O-D	1
16	B64-2301-024-0	Motor capacitor(6µF)	1
17	B30-2501-035-0	PCB Box wiring holder	1
18	B30-2501-068-0	Motor Holder	1
19	B30-2501-025-0	PCB Box bottom	1
20	D10-3000-001-X	Electronic switch	1
21	B62-2602-023-0	Electronic switch cable	1
22	B62-2802-008-0	Led Lamp cable-front	1
23	B62-2802-009-0	Led Lamp cable-back	1
24	B23-2809-003-P	front panel Suport bracket	2
Accessory (B76-4102-001-B)			
1	B30-2301-012-0	Motor housing(left)	1
2	B30-2301-014-0	Blower	1
3	B61-2301-039-0	Motor(750-2)	1
4	B30-2301-013-0	Motor housing(right)	1
5	B30-2201-068-0	Motor housing holder	1
6	B30-2201-022-0	One-way Valve Flap(Air Outlet)	2
Mechanical switch			
1	B30-2602-026-0	Electronic Switch cover	1
2	B20-2602-028-0	S.S. button	4
3	B30-2602-027-0	Electronic Switch button	4
4	B63-2501-021-0	Button HJ-E04-D-S	1
5	B30-2602-025-0	Bottom of the electronic switch	1
Chassis assembly			
1	B11-0501-002-B	Round Casing Lid	1
2	B23-2809-002-P	Frame panel Support	1