




# **BXC610**

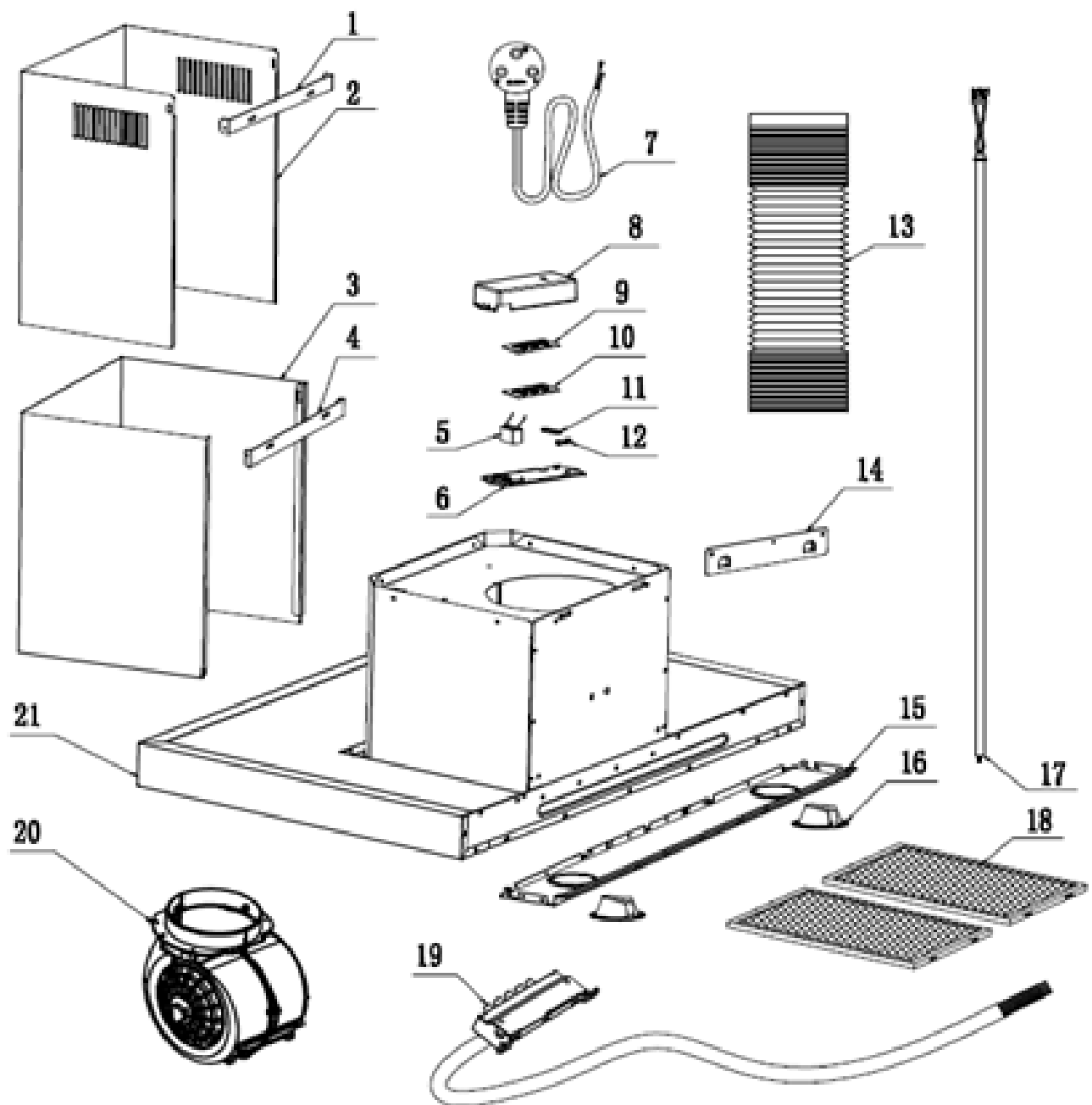
**Caple 60cm chimney**

**Technical information**

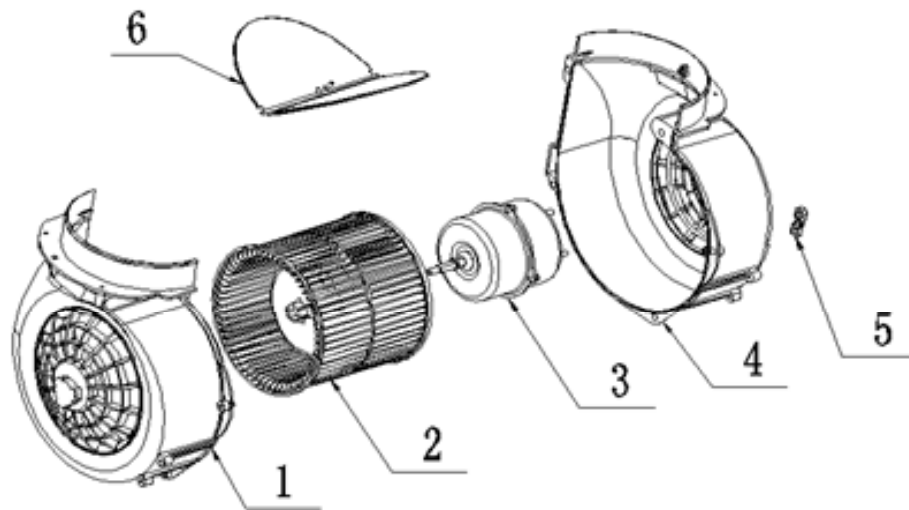


# BXC610

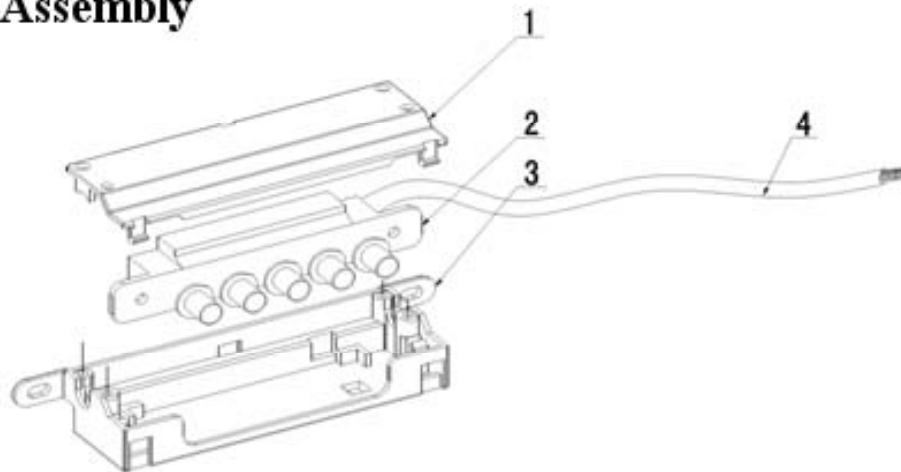
Caple 60cm chimney



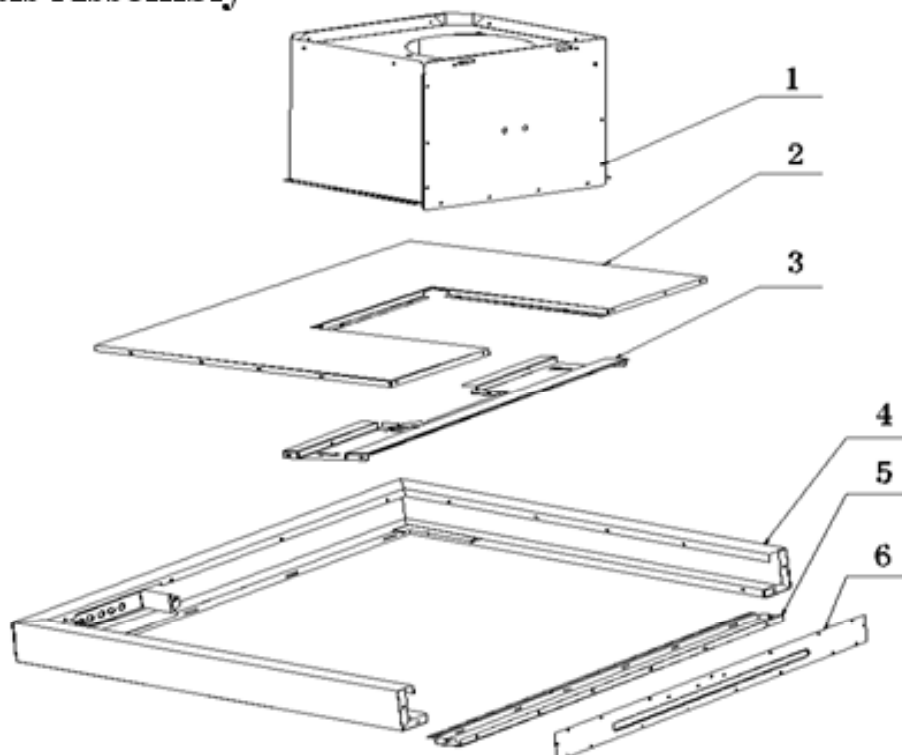
## Motor Assembly



## Switch Assembly



## Chassis Assembly





## BXC610 - Caple 60cm chimney stainless steel

Item	Part Code	Description	Qty
1	B23-2501-029-P	Upper chimney bracket	1
2	B20-2102-036-P	Upper chimney 500mm	1
3	B20-2102-008-P	Lower chimney 500mm	1
4	B23-2501-031-P	Lower chimney bracket	1
5	B64-2301-024-0	Capacitor 6 $\mu$ F	1
6	B30-2501-025-0	PCB Box bottom	1
7	B62-2602-043-0	UK BS plug cable	1
8	B30-2501-034-0	PCB Box cover	1
9	B30-2501-035-0	PCB Box wiring holder	1
10	B30-2501-068-0	motor housing wiring holder	1
11	B36-2201-040-0	Plastic pipe f153 (2M)	1
12	B64-2301-087-0	Transformer	1
13	B23-2201-012-P	Hanger	1
14	B20-2102-005-P	600mm Lamp board	1
15	B62	2602 036 0 LED L ( I )	2
15	B62-2602-036-0	LED Lamp (warm color)	2
16	B62-2802-008-0	Front cable of LED	1
17	B35-2501-131-0	Aluminum filter	2
18	D10-3000-002-X	Push button set	1
19	XXXX	Casing assembly	1
20	B76-4501-006-B	550m3h Motor assembly	1
-	-	For motor accessory(B76-4501-006-B )	
2.1	B30-2301-012-0	Motor housing(left)	1
2.2	B30-2301-014-0	Blower	1
2.3	B61-2301-015-0	Motor(750-2)	1
2.4	B30-2301-013-0	Motor housing(right)	1
2.5	B30-2201-068-0	Motor housing holder	1
2.6	B30-2201-022-0	One-way Valve Flap(Air Outlet)	2
--	--	For Mechanical switch(D10-3000-002-X)	
3.1	B30-2201-090-0	Switch box cover lid	1
3.2	B60-2501-089-0	Push button	1
3.3	B30-2201-089-0	Push button bottom	1
3.4	B62-2301-048-0	Switch Cable	1
---	---	Chassis assembly	
4.1	B11-0501-002-B	Round Casing Lid	1
4.2	B20-2102-012-P	600mm casing cover board	1
4.3	B23-2102-009-P	Frame Support	1
4.4	B11-2102-089-Q	Frame panel	1
4.5	B20-2102-007-P	Back cover	1
4.6	B23-2102-003-P	Back support	1